

Lets's get ready for your

NG TUBE








About NG tubes



Nasogastric "NG" tubes, are very common for kids and teens who have a sick spot. You may have seen other kids and teens at St. Jude with one.


They are not placed because you did anything wrong or didn't do enough.

Medicines and treatments used to treat your sick spot can make it really hard to eat at times and take your medicine. Many kids tell me that the tube makes eating and taking medicine much easier- especially when they are not feeling well.



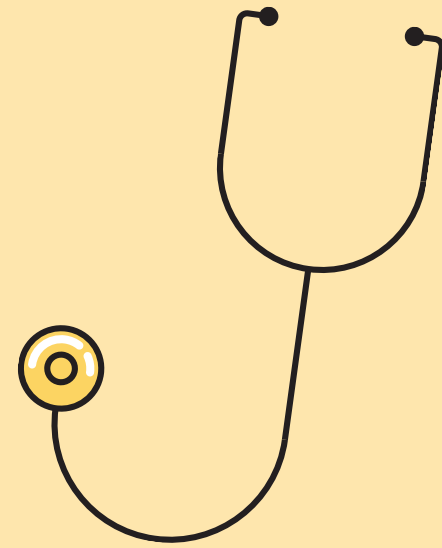

What does an NG tube look like? ✨

An "NG" tube is a soft and bendy tube inserted into your nose used to deliver nutrition (food), fluids, or medicine if eating, drinking, or taking medicine is hard.



NG tube: Things you will see

Marker




Stethoscope



Tape

Syringe



NG tube



Water



Measuring tape




Lubricant



Why do you need an NG tube?



You will need an "NG" tube when you are not able to eat or drink enough to stay healthy. This may happen when it is hard to swallow, it is not easy to process food (digestion) due to some swelling or you just need extra calories.





What is your job?

When you have an NG tube placed you should:

1

Keep your body still and calm

2

Take deep breaths

3

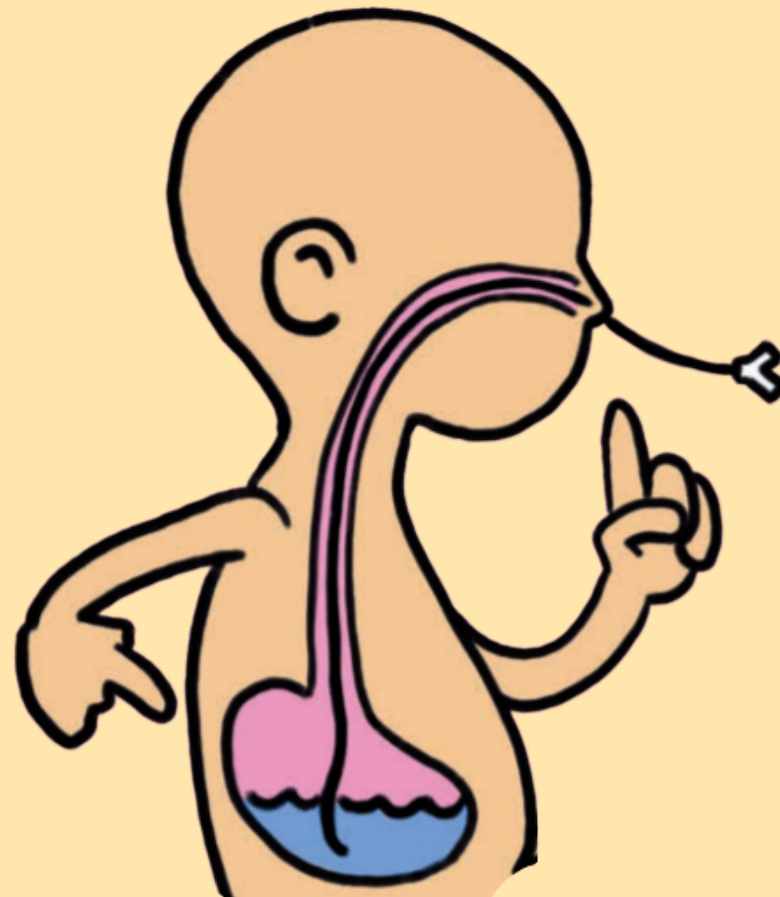
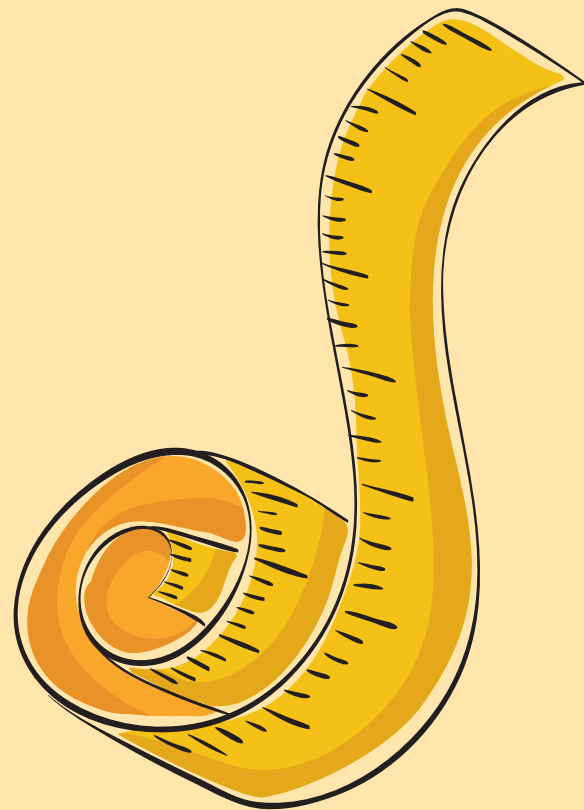
Take sips of water



How is it placed?

An "NG" tube is placed by a nurse or someone trained in placing NG tubes.

A measuring tape will be used to measure the tube from the tip of the nose, to the bottom of the earlobe to the stomach. A line is marked with a marker to know the length for placement.



How is it placed?

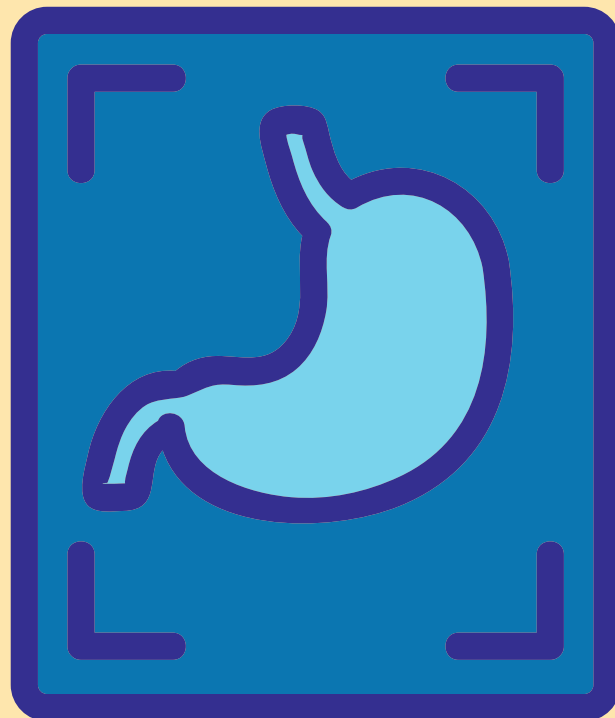


- The nurse will wash their hands
- The tip of the NG tube will be lubricated (to slip in easier) with water or a special jelly.
- The NG tube will be inserted into a nostril and it you will be asked to swallow or take small sips of water as it reaches your stomach.



How is it placed?

- The syringe puts a little air into the tube and the nurse will use a stethoscope to listen and make sure it is in place
- They will also use an x-ray to make sure it is in place. An x-ray takes a picture of the inside of your body but it does not hurt you or touch you.



How is it placed?





If the location of the tube is ok, a tape will be placed on your face so the tube doesn't move.



Can you still play with an NG tube?


You can still play with activities and toys you played with before. Your doctor will tell you what activities you can do when your outside.



Can you still eat with an NG tube?

You can still eat with an NG tube. If you are not feeling well you can receive food and nutrients through your tube.

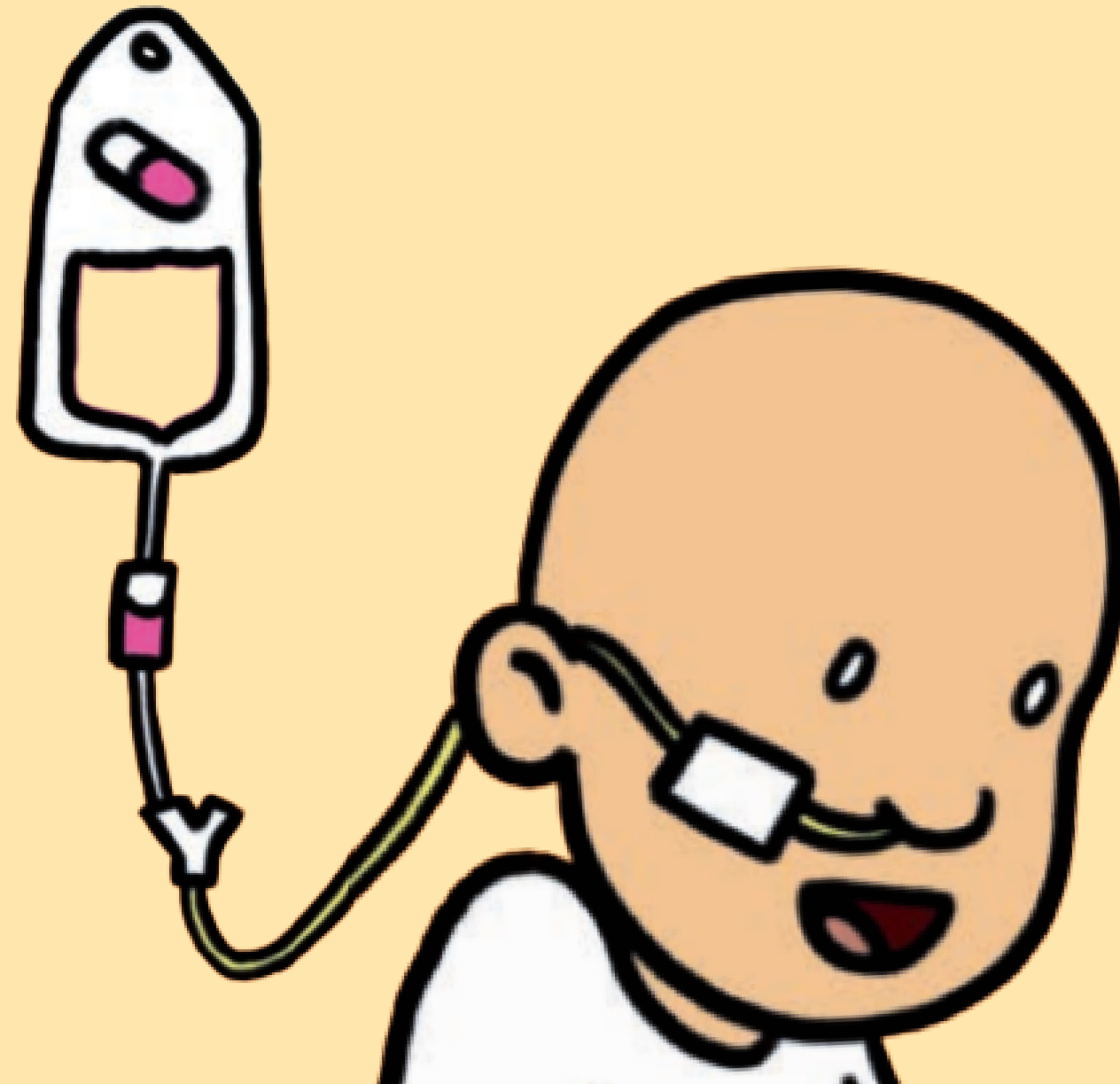
The doctor or nutritionist will let you know what foods are ok to eat.



Medicine



You can also take medications through your tube and the best part is you won't taste it.



QUESTIONS





SOME PEOPLE ASK...

Will it hurt?





SOME PEOPLE ASK...

How long will I have it?





SOME PEOPLE ASK...

**Are there things that I can or
cannot do with an NG tube?**





WHAT OTHER
QUESTIONS DO YOU
HAVE?

